



**CONFIRMED MINUTES OF THE MEETING OF THE
SOUTHERN METROPOLITAN REGIONAL COUNCIL
ORDINARY MEETING OF COUNCIL
HELD ON THURSDAY 29 JUNE 2017
CITY OF KWINANA
CORNER OF GILMORE AVENUE AND SULPHUR ROAD, KWINANA**

CONTENTS

1.	DECLARATION OF OPENING / ANNOUNCEMENT OF VISITORS	2
2.	RECORD OF ATTENDANCE / APOLOGIES	2
3.	DISCLOSURE OF INTERESTS:	2
4.	RESPONSE TO PREVIOUS PUBLIC QUESTIONS TAKEN ON NOTICE:.....	2
5.	PUBLIC QUESTION TIME:	2
6.	ANNOUNCEMENTS BY THE CHAIRMAN OR PRESIDING PERSON:.....	2
7.	PETITIONS / DEPUTATIONS / PRESENTATIONS:	3
11.7	COMMUNITY AND STAKEHOLDER SURVEYS	3
8.	CONFIRMATION OF MINUTES OF PREVIOUS MEETINGS	3
8.1	MINUTES OF THE SOUTHERN METROPOLITAN REGIONAL COUNCIL ORDINARY MEETING HELD 27 APRIL 2017	3
8.2	ACTION ARISING FROM THE ORDINARY COUNCIL MEETING MINUTES HELD ON 27 APRIL 2017	3
9.	ANNOUNCEMENT OF CONFIDENTIAL MATTERS FOR WHICH MEETINGS MAY BE CLOSED TO THE PUBLIC.....	3
10.	BUSINESS NOT DEALT WITH FROM A PREVIOUS MEETING:	3
11.	REPORTS OF THE CEO	4
11.1	WASTE EXPO AUSTRALIA	4
11.2	HORIZON REPORT	4
11.3	RECYCLE RIGHT PLAN 2014-17 REVIEW	4
11.5	DRAFT 2017-18 ANNUAL BUDGET	5
11.6	CORPORATE POLICY REVIEW	5
11.8	FINANCIAL REPORTS	6
11.9	DEBT SERVICE COVER RATIO 30 JUNE 2016	6
11.10	SCHEDULE OF PAYMENTS	6
12.	ELECTED MEMBER MOTIONS OF WHICH PREVIOUS NOTICE HAS BEEN GIVEN	6
13.	NEW BUSINESS OF AN URGENT NATURE APPROVED BY THE CHAIRMAN OR PERSON PRESIDING OR BY DECISION OF MEETING	6
14.	QUESTIONS BY MEMBERS OF WHICH DUE NOTICE HAS BEEN GIVEN	7
15.	CONFIDENTIAL MATTERS FOR WHICH THE MEETING MAY BE CLOSED TO THE PUBLIC	7
16.	DECLARATION OF CLOSURE OF MEETING	7

1. DECLARATION OF OPENING / ANNOUNCEMENT OF VISITORS

The Chairman, Cr Cameron Schuster welcomed everyone in attendance; in particular Ms Lisa Lough from Catalyse, who will be presenting the Community and Stakeholder Survey results.

"I respectfully acknowledge the traditional owners of the land on which this meeting is taking place today – the Nyungar people of Western Australia and pay our respects to their elders' past and present".

The Chairman declared the meeting open at 5.01pm

2. RECORD OF ATTENDANCE / APOLOGIES

PRESENT

Cr Cameron Schuster (Chair)	City of Melville
Cr Doug Thompson Deputy Chair	City of Fremantle
Cr Kevin Allen	City of Cockburn
Cr Wendy Cooper	City of Kwinana

Ms Barbara Powell (Deputy REG Member)	City of Kwinana
Mr John Christie (REG Member)	City of Melville
Mr Stuart Downing (Deputy REG Member)	City of Cockburn
Mr Graham Tattersall (REG Member)	City of Fremantle

Mr Brendan Doherty	SMRC, Acting Chief Executive Officer
Mr Chris Wiggins	SMRC, Executive Manager Corporate Services
Mr Craig Yardley	SMRC, Executive Manager Operations
Mr Patrick Hay	SMRC, Communications Officer
Ms Sandra Ceberek	SMRC, Minutes

Ms Lisa Lough (until 5.28pm)	Catalyse
------------------------------	----------

APOLOGIES

Cr Michael McPhail	Town of East Fremantle
Mr Tim Youé	SMRC, Chief Executive Officer

3. DISCLOSURE OF INTERESTS:

Nil

4. RESPONSE TO PREVIOUS PUBLIC QUESTIONS TAKEN ON NOTICE:

Nil


5. PUBLIC QUESTION TIME:

Nil

6. ANNOUNCEMENTS BY THE CHAIRMAN OR PRESIDING PERSON:

The Chairman announced proposed dates for the SMRC Annual Cocktail Function being Wednesday 15th November 2017 and Thursday 16th November 2017 and awaiting on a response from member councils' availability.

It was noted that the proposed dates of Thursday 30 November 2017, Wednesday 29th November 2017 and Thursday 7th December 2017 are available for all member councils apart from The City of Cockburn.


24/8/17

7. PETITIONS / DEPUTATIONS / PRESENTATIONS:

Presentation by Ms Lisa Lough from Catalyse on the 2017 Community and Stakeholder Surveys

The Chairman thanked Ms Lough for her presentation.

11.7 COMMUNITY AND STAKEHOLDER SURVEYS

The Chairman thanked Lisa Lough for the presentation.

COUNCIL RESOLUTION

17.06-01

MOVED: CR COOPER

SECONDED: CR ALLEN

- 1. THAT THE FINDINGS OF THE RRRC LOCAL RESIDENTS SURVEY BE ASSESSED AND REPORTED TO THE STAKEHOLDER RELATIONS COMMITTEE AT ITS AUGUST MEETING.**

CARRIED 4/-

Ms Lough left the meeting at 5.28pm.

8. CONFIRMATION OF MINUTES OF PREVIOUS MEETINGS

8.1 MINUTES OF THE SOUTHERN METROPOLITAN REGIONAL COUNCIL ORDINARY MEETING HELD 27 APRIL 2017

COUNCIL RESOLUTION

17.06-02

MOVED: CR COOPER

SECONDED: CR ALLEN

THE MINUTES OF THE ORDINARY MEETING OF COUNCIL HELD AT THE CITY OF COCKBURN ON 27 APRIL 2017 RECEIVED AS A TRUE AND CORRECT RECORD

CARRIED 4/-

8.2 ACTION ARISING FROM THE ORDINARY COUNCIL MEETING MINUTES HELD ON 27 APRIL 2017

Item 11.4- due to Cr Allen's injury, he was unable to attend the conference and therefore no claim was made.

9. ANNOUNCEMENT OF CONFIDENTIAL MATTERS FOR WHICH MEETINGS MAY BE CLOSED TO THE PUBLIC

Nil

10. BUSINESS NOT DEALT WITH FROM A PREVIOUS MEETING:

Nil

11. REPORTS OF THE CEO

11.1 WASTE EXPO AUSTRALIA

Mr Doherty gave a brief overview and informed council that an updated itinerary will be issued once it comes available.

COUNCIL RESOLUTION

17.06-03

MOVED: CR THOMPSON

SECONDED: CR ALLEN

- 1. THAT THE CHIEF EXECUTIVE OFFICER, EXECUTIVE MANAGER STRATEGIC PROJECTS AND EXECUTIVE MANAGER RRRC OPERATIONS ATTEND THE WASTE EXPO AUSTRALIA ON 11 & 12 OCTOBER 2017 AT THE MELBOURNE CONVENTION & EXHIBITION CENTRE.**
- 2. THAT REGIONAL COUNCILLORS AVAILABLE TO ATTEND THE WASTE EXPO IN MELBOURNE ARE TO NOTIFY THE CHIEF EXECUTIVE OFFICER BEFORE THE 15 SEPTEMBER 2017.**
- 3. THAT THE REGIONAL COUNCIL INVITE THE MEMBERS OF THE REGIONAL EXECUTIVE GROUP TO ATTEND THE WASTE EXPO AUSTRALIA on 11 & 12 OCTOBER 2017 AT THE MELBOURNE CONVENTION & EXHIBITION CENTRE AT THE EXPENSE OF THEIR RESPECTIVE COUNCILS.**
- 4. THAT THE AGENDA BRIEFING SESSION TO BE HELD ON 11 OCTOBER 2017 BE CANCELLED DUE TO THE EXECUTIVE ATTENDANCE AT THE WASTE EXPO.**
- 5. THAT NO AGENDA BRIEFING SESSION BE HELD IN OCTOBER 2017 DUE TO THE LOCAL GOVERNMENT ELECTIONS.**

CARRIED 4/-

11.2 HORIZON REPORT

Mr Doherty gave a summary of the Horizon Report. The Chairman requested that 30th June 2023 be added to the table and in resolution.

COUNCIL RESOLUTION

17.06-04

MOVED: CR THOMPSON

SECONDED: CR COOPER

- 1. THE HORIZON REPORT DATED 9 JUNE 2017 BE RECEIVED.**
- 2. THE REGIONAL COUNCIL EXTEND THE TIMELINE OF THE HORIZON REPORT TO 30 JUNE 2023.**

CARRIED 4/-

11.3 RECYCLE RIGHT PLAN 2014-17 REVIEW

COUNCIL RESOLUTION

17.06-05

MOVED CR ALLEN

SECONDED CR COOPER

THE RECYCLE RIGHT PLAN 2014-17 BE REVIEWED FOR PRESENTING TO COUNCIL AT THE AUGUST 2017 MEETING

CARRIED 4/-

11.4 CEO LONG SERVICE LEAVE DEFERMENT

Cr Allen asked for clarification and explanation for deferment. The Chairman responded to Cr Allen's enquiry, informing him it was due to the strategic plan actions over the next two years and changes with the City of Cockburn withdrawal.

COUNCIL RESOLUTION

17.06-06

MOVED: CR THOMPSON

SECONDED: CR ALLEN

AS A RESULT OF THE IMPLEMENTATION PROGRAM OF THE SMRC'S STRATEGIC PLAN ACTIONS THE CHIEF EXECUTIVE OFFICER'S REQUEST TO DEFER THE TAKING OF LONG SERVICE LEAVE FOR TWO YEARS BE APPROVED.

CARRIED 4/-

11.5 DRAFT 2017-18 ANNUAL BUDGET

Mr Wiggins provided a summary and answered questions raised.

The Chairman requested that an expression of thanks be conveyed on behalf of Council to the staff involved in the budget in recognition of their work in preparing the 2017/18 Budget.

COUNCIL RESOLUTION

17.06-07

MOVED: CR THOMPSON

SECONDED: CR ALLEN

- 1) THE 2017/2018 ANNUAL BUDGET FOR THE SOUTHERN METROPOLITAN REGIONAL COUNCIL AS PER THE BUDGET REPORT DATED 23 JUNE 2017 BE ADOPTED.**
- 2) THE 2017/2018 FEES AND CHARGES AS DETAILED IN THE 2017/2018 ANNUAL BUDGET REPORT DATED 23 JUNE 2017 BE ADOPTED.**
- 3) THE 2017/2018 RRRC BORROWING PROGRAM TO ROLLOVER EXISTING LOANS AS DETAILED IN 2017/2018 ANNUAL BUDGET REPORT DATED 23 JUNE 2017 BE ADOPTED.**

CARRIED 4/-

11.6 CORPORATE POLICY REVIEW

Mr Wiggins gave a brief summary of the new policies and answered questions raised.

COUNCIL RESOLUTION

17.06-08

MOVED: CR THOMPSON

SECONDED: CR COOPER

- 1. THE FOLLOWING POLICIES BE ADOPTED:**
 - a. MEMBERS FEES AND ALLOWANCES POLICY 1.8;**
 - b. RELATED PARTY DISCLOSURE POLICY 4.5;**
 - c. ORC EDUCATION TOURS AND INCURSIONS POLICY 4.11**

CARRIED 4/-

11.8 FINANCIAL REPORTS

COUNCIL RESOLUTION

17.06-09

MOVED: CR THOMPSON

SECONDED: CR ALLEN

1. THAT THE STATEMENT OF FINANCIAL ACTIVITY BY BUSINESS UNITS OF THE SOUTHERN METROPOLITAN REGIONAL COUNCIL FOR THE PERIOD ENDED 31 MAY 2017 BE RECEIVED.
2. THAT THE STATEMENT OF FINANCIAL ACTIVITY BY BUSINESS UNITS OF THE SOUTHERN METROPOLITAN REGIONAL COUNCIL FOR THE PERIOD ENDED 30 April 2017 BE RECEIVED.
3. THE SMRC CASH INVESTMENT PORTFOLIO AS AT 31 MAY 2017 BE RECEIVED.

CARRIED 4/-

11.9 DEBT SERVICE COVER RATIO 30 JUNE 2016

Mr Wiggins provided an update. Mr Downing questioned whether the SMRC have received any feedback from the Department; Mr Wiggins informed him that no feedback has been received and would inform council if a response is forthcoming

COUNCIL RESOLUTION

17.06-10

MOVED: CR THOMPSON

SECONDED: CR ALLEN

1. THE SMRC'S CALCULATION OF THE DEBT SERVICE COVER RATIO FOR THE PERIOD ENDED 30 JUNE 2016 AND THE AUDITOR'S CONFIRMATION OF THE SMRC'S CALCULATION BE RECEIVED.
2. THE CEO INCLUDE BOTH CALCULATIONS IN ACCORDANCE WITH THE EQUATION REFERRED TO IN THE REGULATIONS AND THE ADJUSTED RATIO NOTE IN THE ANNUAL REPORT FOR THE YEAR ENDED 30 JUNE 2017.

CARRIED 4/-

11.10 SCHEDULE OF PAYMENTS

Mr Wiggins responded to the Chairman's question in relation to Click Super and thanked Mr Tieleman and Mr Downing in their assistance in providing information for the response.

COUNCIL RESOLUTION

17.06-11

MOVED: CR ALLEN


SECONDED: CR THOMPSON

1. THE SCHEDULE OF PAYMENTS AS LISTED IN THE ATTACHMENT, FOR THE MONTH OF APRIL 2017 \$2,621,920.38 AND MAY 2017 \$2,783,126.63 FOR THE MUNICIPAL FUND, BE RECEIVED; AND
2. THE SCHEDULE OF PAYMENTS, AS PRESENTED, BE INCORPORATED IN THE MINUTES OF THE MEETING.

CARRIED 4/-

12. ELECTED MEMBER MOTIONS OF WHICH PREVIOUS NOTICE HAS BEEN GIVEN
Nil

13. NEW BUSINESS OF AN URGENT NATURE APPROVED BY THE CHAIRMAN OR PERSON PRESIDING OR BY DECISION OF MEETING.
Nil


24/8/17 6

14. QUESTIONS BY MEMBERS OF WHICH DUE NOTICE HAS BEEN GIVEN

Nil

15. CONFIDENTIAL MATTERS FOR WHICH THE MEETING MAY BE CLOSED TO THE PUBLIC

Nil

16. DECLARATION OF CLOSURE OF MEETING


There being no further business, Cr Schuster thanked the CEO and staff for all their hard work during this financial year. He also thanked all the REG members and Councillors for their contributions and support.

The Chairman requested Cr Cooper pass on our gratitude to the CEO and Mayor of the City of Kwinana for their hospitality for tonight's meeting.

The meeting closed at 4:50pm.

I hereby certify that the Minutes of the Ordinary Council Meeting held on 29 June 2017 were confirmed on 24 August 2017.

(Name) CAMERON SCHUSTER
Presiding Member

Signature  24/8/17

SOUTHERN METROPOLITAN REGIONAL COUNCIL
FINANCIAL REPORTS FOR THE PERIOD ENDED
31 MAY 2017

STATEMENT OF FINANCIAL ACTIVITY

Current Budget \$	Particulars	YTD Budget \$	YTD Actual \$	Variance to YTD Budget \$	Comments Variance with +-\$20,000
	<u>Operating Revenue</u>				
337,465	Governance	309,342	309,675	333	
56,250	Administration	52,057	142,795	90,738	Interest received
180,600	Education & Communication	165,550	165,550		
367,988	R & D Projects	62,315	62,315		
291,160	RRRC Education & Marketing	266,743	266,396	(347)	
960,596	RRRC Debt Service	698,831	698,831	0	
182,000	RRRC Administration & Weighbridge	174,000	193,095	19,095	
6,856,999	Recycling	6,268,577	6,152,575	(116,002)	Lower commodity tonnages
1,037,572	Green waste	941,942	1,066,041	124,099	Higher member tonnages
18,915,726	Waste Composting	17,329,658	17,148,082	(181,576)	Lower tonnages
(12,000)	Business Development	(335,688)	(330,372)	5,316	
32,000	Waste Audit	25,000	24,952	(48)	
29,206,356	Total Operating Revenue	25,958,327	25,899,935	(58,392)	
	<u>Operating Expenses</u>				
(490,465)	Governance	(381,576)	(269,485)	(112,091)	Various unspent
(56,250)	Administration	(23,838)	168,656	(192,494)	Various unspent
(206,600)	Education & Communication	(181,128)	(162,590)	(18,538)	Various unspent
(1,367,988)	R & D Projects	(266,815)	(188,650)	(78,165)	Various unspent
(316,160)	RRRC Education & Marketing	(288,732)	(275,517)	(13,215)	
(960,596)	RRRC Debt Service	(698,831)	(698,831)	0	
(182,000)	RRRC Administration & Weighbridge	(207,659)	(255,397)	47,738	Higher site maintenance
(6,041,743)	Recycling	(5,529,210)	(5,813,324)	284,114	Higher employee & plant maint. cost
(1,137,572)	Green waste	(997,638)	(893,598)	(104,040)	Lower plant maintenance
(18,256,626)	Waste Composting	(16,248,670)	(16,365,847)	117,177	Higher plant maintenance
(50,000)	Business Development	(50,000)	(51,225)	1,225	
(192,000)	Waste Audit	(115,093)	(66,947)	(48,146)	Lower project expenses
(29,258,000)	Operating Expenses before Depreciation and Transfers to Reserves	(24,989,190)	(24,872,757)	(116,433)	
	Operating Surplus / (Deficit) Expenses before Depreciation and Transfers to Reserves	969,137	1,027,177	58,040	
	<u>Depreciation</u>				
(31,740)	Buildings	(29,095)	(29,131)	36	
(22,734)	Information Technology	(20,845)	(18,417)	(2,428)	
(8,216)	Office Furniture & Fittings	(7,535)	(7,541)	6	
(1,967,312)	Plant & Equipment	(1,803,384)	(1,898,530)	93,146	
(1,931,200)	Leasehold improvements	(1,770,263)	(1,675,917)	(94,346)	
(3,961,202)	Total Depreciation	(3,631,122)	(3,627,537)	(3,585)	
(33,219,202)	Total Operating Expenses	(28,620,312)	(28,500,294)	(120,018)	
	Operating Surplus (Deficit) before Transfer to Reserves (A)	(2,661,985)	(2,600,359)	61,626	
	NON OPERATING ACTIVITIES				
	Non-cash Items				
3,961,202	Depreciation (B)	3,631,122	3,627,537	3,585	
	Capital Expenditure				
(311,000)	Buildings	(105,000)	(104,102)	(898)	
32,900	Plant & Equipment	(47,100)	(47,100)		
	Furniture & Equipment				
(90,000)	Information Technology	(80,000)	(43,138)	(36,862)	
	Additions (Deletions) to Capital WIP				
(368,100)	Total Capital Expenditure (C)	(232,100)	(194,340)	(37,760)	
	Funding / Other Capital Items				
(3,657,319)	Repayment of Loans	(2,885,966)	(2,883,138)	(2,828)	
2,742,063	Reimbursement of Loan Repayments	2,048,592	2,045,764	2,828	
	Proceeds from New Loans				
(2,047,000)	Transfers TO Cash Reserves	(1,526,250)	(1,526,250)		
1,994,000	Transfers FROM Cash Reserves	1,542,100	1,494,595	47,505	
(968,256)	Total Funding / Other Capital Items (D)	(821,524)	(869,029)	47,505	
(1,388,000)	CHANGES IN NET ASSETS (A to D)	(84,487)	(36,192)	48,295	
3,214,904	PLUS: OPENING FUNDS	3,214,904	2,980,374	(234,530)	
1,826,904	CLOSING FUNDS	3,130,417	2,944,182	(186,235)	

**SOUTHERN METROPOLITAN REGIONAL COUNCIL
FINANCIAL REPORTS FOR THE PERIOD ENDED
31 MAY 2017**

REPORTING VARIANCES BETWEEN BUDGET AND ACTUAL

	Variance to YTD Budget \$	Reasons for Variance (Reporting budget variances over \$20,000)
Operating Revenue		
Governance	333	
Administration	90,738	Interest received
Education & Communication	-	
R & D Projects	-	
RRRC Education & Marketing	(347)	
RRRC Debt Service	0	
RRRC Administration & Weighbridge	10,095	
Recycling	(141,333)	Sales - lower
	15,762	Member council - higher tonnages
	9,570	Commercial - higher gate fees
Green waste	71,960	Member council - higher tonnages
	33,001	Commercial - higher tonnages
	19,137	Sale of Mulch - higher
Waste Composting	(108,888)	Member council - lower tonnages
	(72,888)	Commercial - lower tonnages
Business Development	5,316	
Waste Audit	(49)	
Total Revenue Variance	(58,302)	
	Variance to YTD Budget \$	Reasons for Variance (Reporting budget variances over \$20,000)
Operating Expenses		
Governance	112,091	Various - unspent
Administration	192,494	Various - unspent
Education & Communication	18,538	
R & D Projects	76,165	Amended Business Plan - various - unspent
RRRC Education & Marketing	13,215	
RRRC Debt Service	(9)	
RRRC Administration & Weighbridge	(47,738)	Higher site maintenance
Recycling	(80,562)	Employee expenses - higher
	(139,079)	Plant maintenance - higher
	(23,430)	Glass disposal expenses - higher
	(27,376)	Residuals to landfill - higher
	(15,987)	Quality assurance - higher
	2,300	Various - unspent
Green waste	79,765	Plant maintenance expenses - unspent
	20,610	Employee expenses - lower
	3,665	Various - unspent
Waste Composting	(495,833)	Plant maintenance - higher
	143,703	Consultancy - unspent
	180,423	Employee expenses - unspent
	(3,787)	Residuals to landfill - higher
	(453)	Residual transport costs - higher
	(38,698)	Compost transport - higher
	16,201	Legal expenses
Business Development	81,467	Various - unspent
	(1,225)	
Waste Audit	48,148	Lower project expenses
Total Expenses Variance	116,433	
Net Variance	58,040	
NON OPERATING ACTIVITIES		
Depreciation	3,585	
Capital Expenditure		
Buildings	898	
Plant & Equipment	-	
Furniture & Equipment	-	
Information Technology	36,862	
Repayment of Loans	2,828	
Reimbursement of Loan Repayments	(2,828)	
Transfers TO Cash Reserves	-	
Proceeds from New Loans	-	
Transfers FROM Cash Reserves	(47,505)	
Changes in Net Assets	48,295	

SOUTHERN METROPOLITAN REGIONAL COUNCIL
FINANCIAL REPORTS FOR THE PERIOD ENDED
31 MAY 2017

RESERVES

	Current Bud. \$	YTD Budget \$	YTD Actual \$	Variance \$
Total Reserves				
Opening Balance	6,250,923	6,250,923	6,250,923	
Amount Set Aside / Transfer to Reserve	2,047,000	1,526,250	1,526,250	
Amount Used / Transfer from Reserve	(1,994,000)	(1,542,100)	(1,494,595)	47,505
	<u>6,303,923</u>	<u>6,235,073</u>	<u>6,282,578</u>	<u>47,505</u>
Break-up:				
(a) RRRC Plant Reserve				
Opening Balance	2,139,556	2,139,556	2,139,556	
Amount Set Aside / Transfer to Reserve	1,665,000	1,526,250	1,526,250	
Amount Used / Transfer from Reserve	(1,994,000)	(1,542,100)	(1,494,595)	47,505
	<u>1,810,556</u>	<u>2,123,706</u>	<u>2,171,211</u>	<u>47,505</u>
(b) RRRC Contingency & Development Reserve				
Opening Balance	2,311,367	2,311,367	2,311,367	
Amount Set Aside / Transfer to Reserve	382,000			
Amount Used / Transfer from Reserve				
	<u>2,693,367</u>	<u>2,311,367</u>	<u>2,311,367</u>	
(c) Travel and Conference Reserve				
Opening Balance	50,000	50,000	50,000	
Amount Set Aside / Transfer to Reserve				
Amount Used / Transfer from Reserve				
	<u>50,000</u>	<u>50,000</u>	<u>50,000</u>	
(d) Office Accommodation Reserve				
Opening Balance	250,000	250,000	250,000	
Amount Set Aside / Transfer to Reserve				
Amount Used / Transfer from Reserve				
	<u>250,000</u>	<u>250,000</u>	<u>250,000</u>	
(e) Property Insurance Reserve				
Opening Balance	500,000	500,000	500,000	
Amount Set Aside / Transfer to Reserve				
Amount Used / Transfer from Reserve				
	<u>500,000</u>	<u>500,000</u>	<u>500,000</u>	
(f) RRRC Restoration Reserve				
Opening Balance	1,000,000	1,000,000	1,000,000	
Amount Set Aside / Transfer to Reserve				
Amount Used / Transfer from Reserve				
	<u>1,000,000</u>	<u>1,000,000</u>	<u>1,000,000</u>	
TOTAL RESERVES (CASH BACKED)	<u>6,303,923</u>	<u>6,235,073</u>	<u>6,282,578</u>	<u>47,505</u>

SOUTHERN METROPOLITAN REGIONAL COUNCIL
FINANCIAL REPORTS FOR THE PERIOD ENDED
31 MAY 2017

STATEMENT OF COMPREHENSIVE INCOME BY NATURE OR TYPE

	2016/17 Budget \$	2016/17 YTD Budget \$	2016/17 YTD Actual \$	2016/17 Variance \$
REVENUE				
Operating Grants, Subsidies and Contributions:				
Members	21,730,789	19,449,920	19,426,105	(23,815)
Others	186,200	185,537	208,210	22,673
Fees and Charges	7,141,117	6,188,230	6,035,290	(152,940)
Interest Earnings	101,000	92,663	188,065	95,402
Other Revenues	47,250	41,977	42,265	288
	<u>29,206,356</u>	<u>25,958,327</u>	<u>25,899,935</u>	<u>(58,392)</u>
EXPENSES				
Employee Costs	7,408,525	6,806,914	6,213,659	(593,255)
Materials and Contracts	18,080,853	14,916,279	15,385,334	469,055
Utility Charges	1,395,580	1,279,603	1,294,161	14,558
Depreciation on Non-current Assets	3,961,202	3,631,122	3,627,537	(3,585)
Interest Expenses	1,116,642	834,672	834,724	52
Insurance Expenses	1,256,400	1,151,722	1,144,878	(6,844)
	<u>33,219,202</u>	<u>28,620,312</u>	<u>28,500,294</u>	<u>(120,018)</u>
	<u>(4,012,846)</u>	<u>(2,661,985)</u>	<u>(2,600,359)</u>	<u>61,626</u>
Non Operating Grants, Subsidies and Contributions	-	-	-	-
Profit/ Loss on Asset Disposals	-	-	-	-
NET RESULT	(4,012,846)	(2,661,985)	(2,600,359)	61,626
Other Comprehensive Income				
Changes on revaluation of non-current assets	-	-	-	-
Total Other Comprehensive Income	-	-	-	-
TOTAL COMPREHENSIVE INCOME	<u>(4,012,846)</u>	<u>(2,661,985)</u>	<u>(2,600,359)</u>	<u>61,626</u>
NET CURRENT ASSETS				
	As at 30/06/17 Budget \$	As at 31/05/17 Budget \$	As at 31/05/17 Actual \$	2016/17 Variance \$
Current Assets				
Cash & Investments	8,770,762	10,341,251	13,060,950	2,719,699
Receivables	3,003,326	3,110,000	2,284,740	(825,260)
Accrued Income & Prepayments	280,000	230,000	154,660	(75,340)
GST Receivable	100,000	200,000	206,227	6,227
Loan Debtors	3,036,674	5,706,771	6,037,653	330,882
Stock on Hand	580,000	580,000	580,693	693
	<u>15,770,762</u>	<u>20,168,022</u>	<u>22,324,925</u>	<u>2,156,903</u>
Less Current Liabilities				
Creditors	2,600,000	2,982,500	3,102,319	119,819
Accrued Expenses	800,000	960,000	2,385,181	1,425,181
GST Payable	-	-	223,860	223,860
Income in Advance	-	-	-	-
Bonds & Retentions	400,000	480,000	502,265	22,265
Employee Provisions	960,000	830,000	766,643	(63,357)
Interest Bearing Liabilities (Loans)	3,036,674	5,706,771	6,037,653	330,882
	<u>7,796,674</u>	<u>10,959,271</u>	<u>13,017,920</u>	<u>2,058,649</u>
NET CURRENT ASSETS	<u>7,974,088</u>	<u>9,208,751</u>	<u>9,307,004</u>	<u>98,253</u>
Adjustments				
Less: Restricted Cash - Reserves	(6,303,923)	(6,235,073)	(6,282,578)	(47,505)
Add: Capex from Insurance Claims	234,530	234,530	-	(234,530)
Less: Proceeds on Sale of Assets	-	-	-	-
Less: Loss on Sale of Assets	-	-	-	-
Less: Contribution from City of Rockingham	-	-	-	-
Add: Decrease in Non-Current Provisions	(77,791)	(77,791)	(80,244)	(2,453)
CLOSING FUNDS	<u>1,826,904</u>	<u>3,130,417</u>	<u>2,944,183</u>	<u>(186,234)</u>

SOUTHERN METROPOLITAN REGIONAL COUNCIL
FINANCIAL REPORTS FOR THE PERIOD ENDED
31 MAY 2017

STATEMENT OF FINANCIAL POSITION

	As at 30/06/17 Budget \$	As at 31/05/17 Budget \$	As at 31/05/17 Actual \$	2016/17 Variance \$
Current Assets				
Cash & Investments	8,770,762	10,341,251	13,060,950	2,719,699
Receivables	3,003,326	3,110,000	2,284,740	(825,260)
Accrued Income & Prepayments	280,000	230,000	154,660	(75,340)
GST Receivable	100,000	200,000	206,227	6,227
Loan Debtors	3,036,674	5,706,771	6,037,653	330,882
Stock on Hand	580,000	580,000	580,693	693
	<u>15,770,762</u>	<u>20,168,022</u>	<u>22,324,925</u>	<u>2,156,903</u>
Less Current Liabilities				
Creditors	2,600,000	2,982,500	3,102,319	119,819
Accrued Expenses	800,000	960,000	2,385,181	1,425,181
GST Payable	-	-	223,860	223,860
Income in Advance	-	-	-	-
Bonds & Retentions	400,000	480,000	502,265	22,265
Employee Provisions	960,000	830,000	766,643	(63,357)
Interest Bearing Liabilities (Loans)	3,036,674	5,706,771	6,037,653	330,882
	<u>7,796,674</u>	<u>10,959,271</u>	<u>13,017,920</u>	<u>2,058,649</u>
NET CURRENT ASSETS	<u>7,974,088</u>	<u>9,208,751</u>	<u>9,307,004</u>	<u>98,253 (A)</u>
Non-Current Assets				
Buildings	2,175,460	2,178,105	2,260,869	82,764
Information Technology	89,266	91,155	56,721	(34,434)
Office Furniture & Fittings	-	681	675	(6)
Plant & Equipment	12,149,418	12,384,186	12,385,897	1,711
Mobile Plant & Equipment	919,670	938,830	940,526	1,696
RRRC Leasehold improvements	16,671,622	16,626,559	17,643,632	1,017,073
Capital Work-in-progress	-	-	22,992	22,992
<i>Property, Plant and Equipment (Sub-total)</i>	<u>32,005,436</u>	<u>32,219,516</u>	<u>33,311,311</u>	<u>1,091,795</u>
Loan Receivables	18,285,910	16,385,910	16,059,111	(326,799)
TOTAL NON-CURRENT ASSETS	<u>50,291,346</u>	<u>48,605,426</u>	<u>49,370,423</u>	<u>764,997 (B)</u>
Non-Current Liabilities				
Provisions	140,000	160,000	162,454	2,454
Borrowings	18,285,910	16,385,910	16,059,111	(326,799)
TOTAL NON-CURRENT LIABILITIES	<u>18,425,910</u>	<u>16,545,910</u>	<u>16,221,565</u>	<u>(324,345) (C)</u>
NET ASSETS	<u>39,839,524</u>	<u>41,268,267</u>	<u>42,455,862</u>	<u>1,187,595 (A+B-C)</u>
EQUITY	<u>39,839,524</u>	<u>41,268,267</u>	<u>42,455,862</u>	<u>1,187,595 (A+B-C)</u>

SOUTHERN METROPOLITAN REGIONAL COUNCIL
FINANCIAL REPORTS FOR THE PERIOD ENDED
31 MAY 2017

STATEMENT OF CASH FLOWS

	2016/17 Budget \$	2016/17 YTD Budget \$	2016/17 YTD Actual \$	2016/17 Variance
Cash Flows From Operating Activities				
<u>Receipts</u>				
Operating Grants, Subsidies and Contributions	21,930,809	19,562,289	20,080,787	518,498
Fees and Charges	7,047,477	6,188,230	6,481,762	293,532
Interest Earnings	101,000	92,663	188,065	95,402
Goods and Services Tax	2,440,000	2,236,667	2,236,667	-
Other Revenues	47,250	41,977	42,265	288
	<u>31,566,536</u>	<u>28,121,825</u>	<u>29,029,545</u>	<u>907,720</u>
<u>Payments</u>				
Employee Costs	(7,300,995)	(6,766,564)	(6,278,337)	(488,227)
Materials and Contracts	(18,079,837)	(14,518,909)	(12,970,082)	(1,548,826)
Utility Charges	(1,395,580)	(1,279,603)	(1,294,161)	14,558
Interest Expenses	(1,116,642)	(834,672)	(834,724)	52
Insurance Expenses	(1,256,400)	(1,151,722)	(1,193,717)	41,995
Goods and Services Tax	(2,440,000)	(2,236,667)	(2,442,894)	206,227
	<u>(31,589,454)</u>	<u>(26,788,136)</u>	<u>(25,013,916)</u>	<u>(1,774,220)</u>
Net Cash Provided By (Used In) Operating Activities	(22,918)	1,333,689	4,015,629	2,681,940
Cash Flows from Investing Activities				
Payments for Purchase of IT Equipment	(80,000)	(80,000)	(43,138)	(36,862)
Payments for Purchase of Furniture & Equipment	-	-	-	-
Payments for Purchase of Plant and Equipment	(47,100)	(47,100)	(47,100)	-
Payments for Construction of RRRC Leasehold Improvements	(241,000)	(105,000)	(104,102)	(898)
Payments towards Capital Work-progress	-	-	-	-
Proceeds from Sale of Assets	-	-	-	-
Net Cash Provided By (Used In) Investing Activities	(368,100)	(232,100)	(194,340)	(37,760)
Cash Flows from Financing Activities				
Repayment of Loans	(3,657,319)	(2,885,966)	(2,883,138)	(2,828)
Contributions from Project Participants for loan repayments	2,742,063	2,048,592	2,045,764	(2,828)
Proceeds from New Loans	-	-	-	-
Net Cash Provided By (Used In) Financing Activities	(915,256)	(837,374)	(837,374)	0
Net Increase (Decrease) in Cash Held	(1,306,274)	264,215	2,983,914	2,719,699
Cash and Cash Equivalents at Beginning of period	10,077,036	10,077,036	10,077,036	0
Cash and Cash Equivalents at End of Period	8,770,762	10,341,251	13,060,950	2,719,699

EFT Payments made in April 2017

EFT No	Date	Name	Description	Amount (\$)
EFT16493	01/04/2017	A2B Electrical	Gearmotor	836.00
EFT16494	01/04/2017	Access Hire Australia	Hire of 85 EWP - Boomlift	6,635.48
EFT16495	01/04/2017	Accuweigh Pty Ltd	Service Weighing System	3,359.95
EFT16496	01/04/2017	Air Direct Air-Conditioning	Supply and install - 4 x Aolan Evaporative Air Coolers	21,959.30
EFT16497	01/04/2017	Alexander Installation Service Pty Ltd	Supply & Install Air Conditioning Unit to MRF Switchroom	3,542.00
EFT16498	01/04/2017	Arbon Equipment Pty Ltd	Attend site to inspect roller shutter	1,801.25
EFT16499	01/04/2017	Atom Supply	Boot Brush Heavy Duty (RRRC)	273.22
EFT16500	01/04/2017	Bauer Media trading as Bounty	Nappy in right bin promotion - 21,000 leaflets in Bounty New Mother Bags	2,655.30
EFT16501	01/04/2017	CJD Equipment Pty Ltd	WCF-Mobile Plant-front end loader-Excavator -	41.54
EFT16502	01/04/2017	CTI Risk Management	Security services	354.64
EFT16503	01/04/2017	Cleandustrial Services Pty Ltd	Cleaning services for the RRRC facilities	5,863.00
EFT16504	01/04/2017	Coffey Environments Australia Pty Ltd	Installation of two monitoring bores	7,007.00
EFT16505	01/04/2017	Courier Australia	Courier services	62.35
EFT16506	01/04/2017	Di Candilo Steel City	Steel Plates	807.40
EFT16507	01/04/2017	Elton's Lawnmowing and Gardening Service*	Lawn mowing service every for Booragoon office	40.00
EFT16508	01/04/2017	Industrial People	Hire relief staff	3,148.71
EFT16509	01/04/2017	Insight Call Centre Services	Community Feedback hotline answering services for April 2017	171.00
EFT16510	01/04/2017	North West Waste Alliance Pty Ltd	Recycled Rebates on pre-sorted materials	804.65
EFT16511	01/04/2017	Pearl Fruitlers Pty Ltd	Staff amenities	384.71
EFT16512	01/04/2017	T&C Couriers	Courier services tub run	292.76
EFT16513	01/04/2017	Analytical Reference Laboratory (WA) P/L	Full Compost Analysis of AF batches	2,194.50
EFT16514	01/04/2017	BMT WBM Pty Ltd	Digester refurbishment - Technical support 21/1/2017-17/02/2017	9,133.52
EFT16515	01/04/2017	BSC Motion Technology	Bearings supplied	7,638.41
EFT16516	01/04/2017	Beaurepairs	Mobile Plant Services	14,996.03
EFT16517	01/04/2017	Cummins South Pacific Pty Ltd	Backhus Turner 500hr Service	2,281.50
EFT16518	01/04/2017	Ergolink	Office Chair	605.96
EFT16519	01/04/2017	Hare & Forbes Machinery House	Outside Micrometre Set	925.30
EFT16520	01/04/2017	The Odour Unit (WA) Pty Ltd	Bio-filter performance testing and reporting (including biofilters and fans	20,966.00
EFT16521	01/04/2017	Totally Workwear Canning Vale	Safety wear	2,059.29
EFT16522	01/04/2017	Australia Post	Medium Post office box rental and others	280.30
EFT16523	01/04/2017	City of Canning	RRRC Land Lease	59,583.34
EFT16524			Please see March 2017 report	
EFT16525	01/04/2017	Blackwoods Atkins	PPE Equipment	7,641.49
EFT16526	01/04/2017	Bosch Rexroth Pty Ltd	Replace Digester 2 Pump	4,337.30
EFT16527	01/04/2017	CJD Equipment Pty Ltd	Mobile Plant Services	26,127.21
EFT16528	01/04/2017	CPR Electrical Services	Aerfloor & Tipfloor Extraction Fans Transducer Calibration	5,028.10
EFT16529	01/04/2017	Castledine Gregory	General Legal Advice FY 16/17 - 9/01/17 - 12/01/17	1,801.80
EFT16530	01/04/2017	DG Instruments Pty Ltd	Vaisala Relative Humidity Transmitter	3,987.50
EFT16531	01/04/2017	DLA Piper Australia	Provide legal advice regarding contract disputes with WCF contracts	3,054.15
EFT16532	01/04/2017	Ditch Witch Australia	Hydraulic Unit with Tank	4,493.39
EFT16533	01/04/2017	Effect Engineering Projects Pty Ltd	Panfeeder fan	2,409.00
EFT16534	01/04/2017	Fuji Xerox	Photocopier Lease/ Rental	395.49
EFT16535	01/04/2017	Industrial Power Tool Services	8 x 25 pcs box of Abrasiflex cut-off discs	299.20
EFT16536	01/04/2017	KAE Kenwick Auto Electrics	Repair Hook Truck	648.23
EFT16537	01/04/2017	FCF Fire and Electrical - WA South	Fire Suppression Systems for Mobile Plant	11,966.57
EFT16538	01/04/2017	Fox Refrigeration and Air-Conditioning	Air Con repairs	3,966.80
EFT16539	01/04/2017	Gecko Contracting Turf and Landscape	Maintain Grass & Weeds at the RRRC - Feb 2017	4,268.00
EFT16540			Cancelled Payment	
EFT16541	01/04/2017	Industrial Protective Products (WA)	PPE Equipment	2,998.89
EFT16542	01/04/2017	Kapp Engineering Pty Ltd	Replacement battery for PLCs	249.70
EFT16543	01/04/2017	Kennards Hire Pty Ltd	Hire Portable Air Con Unit for WCF	3,124.20
EFT16544	01/04/2017	Komatsu Forest Pty Ltd	Spares for GWF	3,388.00
EFT16545	01/04/2017	Konnect	Black Nitrile Glove - Large	33.26
EFT16546	01/04/2017	Lighthouse Locksmiths	Door Closers for x2 Doors	605.00
EFT16547	01/04/2017	MM Electrical Merchandising	Electrical spares	1,337.31
EFT16548	01/04/2017	Marketforce Productions	Advertising - Employment 01/02/17 - Seek.com	335.08
EFT16549	01/04/2017	Moore Stephens	Staff training - Financial Reporting Workshop - 26 May 2017	2,475.00
EFT16550	01/04/2017	Natsync Environmental	Treatment of Insects/Pests at RRRC	654.50
EFT16551	01/04/2017	Onsite Rental Group Operations Pty Ltd	Mobile Plant Hire	2,134.00
EFT16552	01/04/2017	OzAir	Parts for Air compressor	3,718.00
EFT16553	01/04/2017	GA Hydraulics Pty Ltd T/A Pirtek Canning Vale	Turner Repair - Spares	1,271.58
EFT16554	01/04/2017	ProMicro Pty Ltd	Test/ign Compost for Salmonella and Coliforms	125.40
EFT16555	01/04/2017	Programmed Integrated Workforce	Hire relief staff	1,158.64
EFT16556	01/04/2017	Ali Rubber TMH Pty Ltd	Belts for MRF	4,228.63
EFT16557			Cancelled Payment	
EFT16558	01/04/2017	Lochsoft Pty Ltd (Wageloch)	Annual license fees for MRF site to 08/03/18	6,081.90
EFT16559	01/04/2017	Network-IT(WA) PTY LTD	Computer Expenses	9,198.50
EFT16560	01/04/2017	OfficeMax	Office stationery	2,475.44
EFT16561	01/04/2017	RS Components Pty Ltd	Photo Electric Sensor	930.47
EFT16562	01/04/2017	Reinol WA	Reinol Handcleaner	924.44
EFT16563	01/04/2017	SMC Pneumatics (Australia) Pty Ltd	Double rod clevis discharge doors	609.84
EFT16564	01/04/2017	Snap Printing Canning Vale	Safety Permit Work Book- Printing charges	1,047.17
EFT16565	01/04/2017	Southern Cross Cleaning Services	Cleaning services for 9 Aldous Place Booragoon- February 2017	1,013.67
EFT16566	01/04/2017	Instant Weighing	Compuload Scales for FEL009, FEL010 & Programming with 4 Digesters	20,020.00
EFT16567	01/04/2017	MacLean Legal	Employment Law Legal Advice	3,231.25
EFT16568	01/04/2017	Radlink Communications	Motorola GP328 16ch Radios	14,335.20
EFT16569	01/04/2017	Sonic Health Plus	Pre- employment medical	407.00
EFT16570	01/04/2017	Statewide Bearings	Bearings	699.42
EFT16571	01/04/2017	Super Sweep	Sweeping services RRRC facilities	3,668.50
EFT16572	01/04/2017	Sureklean Products	Reodor Plus 4 litre	105.60
EFT16573	01/04/2017	THA Minprovis Pty Ltd	Telehandler 25.6 Hire	3,856.51
EFT16574	01/04/2017	Toyota Material Handling WA Pty Ltd	Mobile Plant - Lease	2,644.44
EFT16575	01/04/2017	Nutrarch Pty Ltd	Purchase & Removal of Compost	39,679.14
EFT16576	03/04/2017	Programmed Integrated Workforce	Hire relief staff	4,528.28
EFT16577			Please see March 2017 report	
EFT16578			Please see March 2017 report	
EFT16579	05/04/2017	SMRC Net Payroll Clearing Creditor	Payroll FE 02.04.17	155,964.60
EFT16580	10/04/2017	Perth Bin Hire	Removal of Ferrous Metals	55,696.82
EFT16581	10/04/2017	Perth Bin Hire	Transport of glass and residuals from MRF	120,150.86
EFT16582	10/04/2017	City of Rockingham	Disposal of WCF Residual waste to Landfill from 01/02/2017-15/02/2017	284,899.27
EFT16583	10/04/2017	City of Rockingham	Disposal of WCF Residual waste to Landfill from 15/01/2017-31/01/2017	300,233.09
EFT16584	10/04/2017	Guru Productions	Production of 3 videos for Three bin FOGO Project - 50% upfront	16,857.50
EFT16585	10/04/2017	Hays Specialist Recruitment (Australia) Pty Ltd	Hire Employee - Temp to Perm (12/12/2016) charges	16,658.19
EFT16586	10/04/2017	Australian Taxation Office (ATO)	Payroll deductions	52,306.00
EFT16587	10/04/2017	ClickSuper Pty Ltd	Super for FE 05/03/17	54,227.50
EFT16588	12/04/2017	Alinta Energy Assist	Electricity charges 01/03/2017-31/03/2017	980.53
EFT16589	12/04/2017	Telstra	Telephone Charges March 2017	909.22

EFT No	Date	Name	Description	Amount (\$)
EFT16590	12/04/2017	Alinta Energy Assist	Electricity charges RRRC 01/03/2017-31/03/2017	123,366.19
EFT16591	12/04/2017	Hays Specialist Recruitment (Australia) Pty Ltd	Hire relief staff	16,395.83
EFT16592	12/04/2017	FCF Fire and Electrical - WA South	Repair/ Test Fire Suppression Discharge on Turner	5,398.91
EFT16593	12/04/2017	WD Installation Services	Supply & Manufacture 2 Plinths WCF. Digester 1	18,455.80
EFT16594	12/04/2017	Water Corporation	Water charges	2,155.18
EFT16595	18/04/2017	Southern Metropolitan Regional Council	Transfer to Investment account	500,000.00
EFT16596	19/04/2017	SMRC Net Payroll Clearing Creditor	Payroll FE 16/04/17	161,864.42
EFT16597	20/04/2017	Australian Taxation Office (ATO)	GST payable for March 2017	67,338.00
EFT16598	20/04/2017	Cr Cameron Schuster	Councillor Fees - April 2017	2,003.75
EFT16599	20/04/2017	Cr Doug Thompson	Councillor Fees - April 2017	1,576.67
EFT16600	20/04/2017	Cr Kevin Allen	Councillor Fees - April 2017	1,162.92
EFT16601	20/04/2017	Cr Michael McPhail	Councillor Fees - April 2017	1,162.92
EFT16602	20/04/2017	Cr Wendy Cooper	Councillor Fees - April 2017	1,162.92
EFT16603	20/04/2017	Corrotek Consultants Pty Ltd	WCF Digesters - Polyurea failure investigation	37,866.51
EFT16604	20/04/2017	Admast Painting Pty Ltd	Painting of RRRC admin building and weighbridge office	12,100.00
EFT16605	20/04/2017	Air Direct Air-Conditioning	Mitsubishi 7.1kw Single Phase Reverse Cycle Wall Split System	5,921.30
EFT16606	20/04/2017	Australia Post	Postage charges -RRRC	5.81
EFT16607	20/04/2017	Blue Force Pty Ltd	Security services	1,111.90
EFT16608	20/04/2017	Bunnings Group Limited	EnviroSafe Fly Attractant - 36 Pack	116.25
EFT16609	20/04/2017	Butler Settineri (Audit) Pty Ltd	Audit Fee for Interim audit for the year ending 30 June 2017	3,625.01
EFT16610	20/04/2017	Courier Australia	Courier services 17/03/2017	13.75
EFT16611	20/04/2017	Fuji Xerox	Photocopier Rental/Lease	26.16
EFT16612	20/04/2017	IFAP Leading Safety Solutions	Membership from 01/01/17 to 31/12/17	550.00
EFT16613	20/04/2017	Industrial People	Hire relief staff	6,858.29
EFT16614	20/04/2017	Kapp Engineering Pty Ltd	Monthly Plant Control System Support & Maintenance Agreement	550.00
EFT16615	20/04/2017	Mastec Australia Pty Ltd	162 x Miniature 240L bins (three kinds)	504.59
EFT16616	20/04/2017	NSCO Consulting	Apollo Profile, Gap Assessment & Reports for 9 Staff Members	2,431.00
EFT16617	20/04/2017	Network-IT(WA) PTY LTD	IT Managed Service Agreement April 2017	4,455.00
EFT16618	20/04/2017	Ohura Consulting	HR Consulting	948.75
EFT16619	20/04/2017	Pearl Fruitlers Pty Ltd	Staff amenities	99.72
EFT16620	20/04/2017	Realisations Consultancy Pty Ltd	Staff training - coaching program	1,254.00
EFT16621	20/04/2017	T&C Couriers	Courier Services tub run x 17	299.50
EFT16622	20/04/2017	Tema Services Pty Ltd	Staff Uniform Laundering Services	1,787.73
EFT16623	20/04/2017	Unifab Welding Pty Ltd	On Site Fabrication and Installation of an internal lean to GWF Shredder	16,590.20
EFT16624	20/04/2017	Water2Water Pty Ltd	Maintenance of the WCF Kitchen Water Filtration	1,683.50
EFT16625	26/04/2017	Australian Taxation Office (ATO)	Payroll deductions	55,601.00
EFT16626	26/04/2017	Programmed Integrated Workforce	Hire relief staff	25,922.75
EFT16627	27/04/2017	Bulk Fuel Australia	Supply & Delivery of diesel fuel for on-site tank	14,625.94
EFT16628	27/04/2017	Hays Specialist Recruitment (Australia) Pty Ltd	Hire relief staff	11,097.58
EFT16629 - EFT16715			Please see May 2017 report	
EFT16716	06/04/2017	Easifleet Management	Motor Vehicle Lease Rental	771.09
EFT16717	18/04/2017	The West Australian	The West Australian paper delivery	43.55
EFT16718	18/04/2017	SG Fleet Australia Pty Limited	Lease payments for Volvo	6,149.36
EFT16719	19/04/2017	ClickSuper Pty Ltd	Fee form processing monthly superannuation	22.00
EFT16720	21/04/2017	Easifleet Management	Motor Vehicle Lease	771.09
EFT16721	24/04/2017	Fuji Xerox	Photocopier Lease/ Rental	1,159.40
EFT16722	20/04/2017	Custom Service Leasing Ltd	Monthly Lease Payment	4,235.41
EFT16723	24/04/2017	Amcom Pty Ltd	Internet services	2,315.01
EFT16724 - EFT16727			Please see May 2017 report	
EFT16728	03/04/2017	Exetel	Business Grade Internet Services 2 x Booragoon and RRRC	1,120.00
DD8752.1	26/04/2017	IGA	Staff amenities	9.36
DD8752.2	26/04/2017	Coles Supermarkets Australia	Food & drink for photoshoot day	256.29
DD8752.3	26/04/2017	Coles Express	Staff amenities	182.00
DD8752.4	26/04/2017	Domino's	Staff lunch - WCF Tool box meeting	74.39
DD8752.5	26/04/2017	Azmar Kebabs	Staff lunch - WCF Tool box meeting	38.00
DD8752.6	26/04/2017	Qantas	Perth to Melbourne flight - FOGO conference	16,600.63
DD8752.7	26/04/2017	Virgin Blue Airlines Pty Ltd	Melbourne to Perth flight - FOGO conference	575.40
DD8752.8	26/04/2017	Market City Cafe	Meeting catering	121.50
DD8752.9	26/04/2017	Adelaide Transport	13 hour hire of 24 passenger bus - FOGO conference	870.00
DD8752.10	26/04/2017	TravelSafe Bus Hire Pty Ltd	Bus hire - FOGO conference	339.90
DD8752.11	26/04/2017	Town of Cambridge	Parking	5.20
DD8752.12	26/04/2017	UBER	Uber Sydney	20.24
DD8752.13	26/04/2017	The Griffins	Conference dinner & drinks	470.40
DD8752.14	26/04/2017	The Lunch Room	Food/drink	11.95
DD8752.15	26/04/2017	Live Taxi	Taxi fare - FOGO conference	27.98
DD8752.16	26/04/2017	Hotel Richmond	Food/drink - FOGO Conference	29.50
DD8752.17	26/04/2017	VentralIP Australia	Website Hosting	2.95
DD8752.18	26/04/2017	Microsoft	Software Licence - 02/03/17 - 01/04/17	1,734.76
DD8752.19	26/04/2017	J8 HI-FI GROUP PTY LTD	Laptop cases	147.00
DD8752.20	26/04/2017	Adobe Systems	Software subscription	84.54
DD8752.21	26/04/2017	Ibis Hotels - Adelaide	Accommodation - FOGO Conference	3,565.76
DD8752.22	26/04/2017	Stamford Plaza Sydney Airport	Accommodation - FOGO Conference	4,400.00
DD8752.23	26/04/2017	Hose Mania	Spares	291.78
DD8752.24	26/04/2017	L&H GROUP PTY LTD	Electrical spares	22.98
DD8752.25	26/04/2017	Super Cheap Auto	Air engine cleaning gun	71.94
DD8752.26	26/04/2017	Snap Printing Canning Vale	Scan rotex gearbox drawing	10.00
DD8752.27	26/04/2017	Silver Sponge Car Wash	Cleaning of interior and exterior of ute	71.05
DD8752.28	26/04/2017	Woolworths	Staff amenities	25.82
DD8752.29	26/04/2017	Nando's Australia Pty Ltd	Staff lunch	170.35
DD8752.30	26/04/2017	RS Components Pty Ltd	Tools - Emergency foot pedal	170.78
DD8752.31	26/04/2017	IFAP Leading Safety Solutions	Electrical Training	149.60
DD8752.32	26/04/2017	Subway Catering	Lunch for meeting -FOGO	171.00
DD8752.33	26/04/2017	Blackwoods Atkins	Electrode austrarc welding rods - Cutting plate worn out	57.76
DD8752.34	26/04/2017	Bunnings Group Limited	Potting mix, Vertical Garden, Window planter, Leaf scoop, Herbs	363.51
DD8752.35	26/04/2017	MM Electrical Merchandising	Electrical spares	368.50
DD8752.36	26/04/2017	Prolec Australia Group Pty Ltd	Reflective vilet conveyor e stop	1,347.50
DD8752.37	26/04/2017	Searle Fasteners Pty Ltd	Cap screws	10.20
DD8752.38	26/04/2017	Digrite	Gas studs on skid steer, switch for bobcat	350.64
DD8752.39	26/04/2017	Statewide Bearings	Bearings for biofilter 3 fan area 11	222.20
DD8752.40	26/04/2017	Flex Fitness Equipment	Item returned	-
DD8752.41	26/04/2017	Jim's Antennas (Plara Waters)	Antenna relocation. Includes mount bracket	200.00
DD8752.42	26/04/2017	Australia Post	Postage charges	7.50
DD8752.43	26/04/2017	Bakers Delight	Morning tea for meeting with Lawyers	7.60
DD8752.44	26/04/2017	Muffin Break	Morning tea for meeting with Lawyers	12.00
DD8752.45	26/04/2017	Garden City Booragoon	Gift cards for photoshoot day models	154.50
DD8752.46	26/04/2017	Mail Chimp	Increase in subscribers for e-newsletter	40.27
DD8752.47	26/04/2017	KMART	Stretch scoop Tee	20.00
DD8752.48	26/04/2017	Meast Atwell - Middle Eastern Food	Food & Drink	27.00
DD8752.49	26/04/2017	Big W	Scissors and kaleidoscope	10.00

EFT No	Date	Name	Description	Amount (\$)
DD8752.50	26/04/2017	Dradgin Pte Ltd	Parking	15.30
			TOTAL EFT	2,621,920.38
			TOTAL	2,621,920.38

SOUTHERN METROPOLITAN REGIONAL COUNCIL
FINANCIAL REPORTS FOR THE PERIOD ENDED
30 APRIL 2017

STATEMENT OF FINANCIAL ACTIVITY

Current Budget \$	Particulars	YTD Budget \$	YTD Actual \$	Variance to YTD Budget \$	Comments Variance with +-\$20,000
	Operating Revenue				
337,465	Governance	281,220	281,553	333	
56,250	Administration	47,870	128,518	80,648	Interest received
180,600	Education & Communication	150,500	150,500		
367,988	R & D Projects	56,650	56,650		
291,160	RRRC Education & Marketing	244,330	243,983	(347)	
960,596	RRRC Debt Service	698,831	698,831	0	
182,000	RRRC Administration & Weighbridge	151,500	168,103	16,603	
6,856,999	Recycling	5,637,702	5,563,425	(74,277)	Lower commodity tonnages
1,037,572	Green waste	832,643	923,672	91,029	Higher member tonnages
18,915,726	Waste Composting	15,676,045	15,649,555	(26,490)	Lower tonnages
(12,000)	Business Development	(299,148)	(293,014)	6,134	
32,000	Waste Audit	25,000	24,952	(48)	
29,206,356	Total Operating Revenue	23,503,143	23,596,727	93,584	
	Operating Expenses				
(490,465)	Governance	(288,860)	(252,538)	(36,322)	Various unspent
(56,250)	Administration	(26,156)	147,003	(173,159)	Various unspent
(206,600)	Education & Communication	(157,810)	(151,250)	(6,560)	
(1,367,988)	R & D Projects	(153,650)	(143,776)	(9,874)	
(316,160)	RRRC Education & Marketing	(228,742)	(220,580)	(8,162)	
(960,596)	RRRC Debt Service	(698,831)	(698,831)	0	
(182,000)	RRRC Administration & Weighbridge	(131,683)	(120,373)	(11,310)	
(6,041,743)	Recycling	(5,018,235)	(5,162,994)	144,759	Higher employee & plant maint. cost
(1,137,572)	Green waste	(873,175)	(808,112)	(65,063)	Lower plant maintenance
(18,256,626)	Waste Composting	(14,342,489)	(14,333,119)	(9,370)	
(50,000)	Business Development	(50,000)	(51,225)	1,225	
(192,000)	Waste Audit	(78,298)	(61,378)	(16,920)	
(29,258,000)	Operating Expenses before Depreciation and Transfers to Reserves	(22,047,929)	(21,857,172)	(190,757)	
(51,644)	Operating Surplus / (Deficit) Expenses before Depreciation and Transfers to Reserves	1,455,214	1,739,555	284,341	
	Depreciation				
(31,740)	Buildings	(26,450)	(26,435)	(15)	
(22,734)	Information Technology	(18,950)	(16,713)	(2,237)	
(8,216)	Office Furniture & Fittings	(6,850)	(6,842)	(8)	
(1,967,312)	Plant & Equipment	(1,639,440)	(1,720,451)	81,011	
(1,931,200)	Leasehold improvements	(1,609,330)	(1,520,832)	(88,498)	
(3,961,202)	Total Depreciation	(3,301,020)	(3,291,273)	(9,747)	
(33,219,202)	Total Operating Expenses	(25,348,949)	(25,148,446)	(200,503)	
(4,012,846)	Operating Surplus (Deficit) before Transfer to Reserves (A)	(1,845,806)	(1,551,718)	294,088	
	NON OPERATING ACTIVITIES				
	Non-cash Items				
3,961,202	Depreciation (B)	3,301,020	3,291,273	9,747	
	Capital Expenditure				
(311,000)	Buildings	(3,000)	(3,098)	98	
32,900	Plant & Equipment	(47,100)	(47,100)		
(90,000)	Information Technology	(43,000)	(43,138)	138	
(368,100)	Additions (Deletions) to Capital WIP				
	Total Capital Expenditure (C)	(93,100)	(93,337)	237	
	Funding / Other Capital Items				
(3,657,319)	Repayment of Loans	(2,808,086)	(2,805,258)	(2,828)	
2,742,063	Reimbursement of Loan Repayments	2,048,592	2,045,764	2,828	
	Proceeds from New Loans				
(2,047,000)	Transfers TO Cash Reserves	(1,387,500)	(1,387,500)		
1,994,000	Transfers FROM Cash Reserves	1,046,600	921,508	125,092	
(968,256)	Total Funding / Other Capital Items (D)	(1,100,394)	(1,225,486)	125,092	
(1,388,000)	CHANGES IN NET ASSETS (A to D)	261,720	420,732	159,012	
3,214,904	PLUS: OPENING FUNDS	3,214,904	3,214,904	-	
1,826,904	CLOSING FUNDS	3,476,624	3,635,636	159,012	

**SOUTHERN METROPOLITAN REGIONAL COUNCIL
FINANCIAL REPORTS FOR THE PERIOD ENDED
30 APRIL 2017**

REPORTING VARIANCES BETWEEN BUDGET AND ACTUAL

	Variance to YTD Budget \$	Reasons for Variance (Reporting budget variances over \$20,000)
<u>Operating Revenue</u>		
Governance	333	
Administration	80,648	Interest received
Education & Communication	-	
R & D Projects	-	
RRRC Education & Marketing	(347)	
RRRC Debt Service	0	
RRRC Administration & Weighbridge	16,603	
Recycling	(95,121)	Sales - lower
	9,477	Member council - higher tonnages
	11,368	Commercial - higher gate fees
Green waste	51,591	Member council - higher tonnages
	27,169	Commercial - higher tonnages
	12,260	Sale of Mulch - higher
Waste Composting	36,549	Member council - higher
	(63,039)	Commercial - lower tonnages
Business Development	6,134	
Waste Audit	(48)	
Total Revenue Variance	93,564	
	Variance to YTD Budget \$	Reasons for Variance (Reporting budget variances over \$20,000)
<u>Operating Expenses</u>		
Governance	36,322	Various - unspent
Administration	173,159	Various - unspent
Education & Communication	6,560	
R & D Projects	9,874	
RRRC Education & Marketing	8,162	
RRRC Debt Service	(0)	
RRRC Administration & Weighbridge	11,310	
Recycling	(69,283)	Employee expenses - higher
	(49,284)	Plant maintenance - higher
	(20,810)	Glass disposal expenses - higher
	(16,052)	Residuals to landfill - higher
	10,670	Various - unspent
Green waste	52,737	Plant maintenance expenses - unspent
	12,326	Various - unspent
Waste Composting	(175,915)	Plant maintenance - higher
	90,230	Consultancy - unspent
	143,893	Employee expenses - unspent
	(28,993)	Residuals to landfill - higher
	(7,089)	Residual transport costs - higher
	(20,622)	Compost transport - higher
Business Development	7,866	Various - unspent
Waste Audit	(1,225)	
	16,920	
Total Expenses Variance	190,757	
Net Variance	284,341	
NON OPERATING ACTIVITIES		
Depreciation	9,747	
Capital Expenditure		
Buildings	(98)	
Plant & Equipment	-	
Furniture & Equipment	-	
Information Technology	(138)	
Repayment of Loans	2,828	
Reimbursement of Loan Repayments	(2,828)	
Transfers TO Cash Reserves	-	
Proceeds from New Loans	-	
Transfers FROM Cash Reserves	(125,092)	
Changes in Net Assets	159,012	

SOUTHERN METROPOLITAN REGIONAL COUNCIL
FINANCIAL REPORTS FOR THE PERIOD ENDED
30 APRIL 2017

RESERVES

	Current Bud. \$	YTD Budget \$	YTD Actual \$	Variance \$
Total Reserves				
Opening Balance	6,250,923	6,250,923	6,250,923	
Amount Set Aside / Transfer to Reserve	2,047,000	1,387,500	1,387,500	
Amount Used / Transfer from Reserve	(1,994,000)	(1,046,600)	(921,508)	125,092
	<u>6,303,923</u>	<u>6,591,823</u>	<u>6,716,915</u>	<u>125,092</u>
Break-up:				
(a) RRRC Plant Reserve				
Opening Balance	2,139,556	2,139,556	2,139,556	
Amount Set Aside / Transfer to Reserve	1,665,000	1,387,500	1,387,500	
Amount Used / Transfer from Reserve	(1,994,000)	(1,046,600)	(921,508)	125,092
	<u>1,810,556</u>	<u>2,480,456</u>	<u>2,605,548</u>	<u>125,092</u>
(b) RRRC Contingency & Development Reserve				
Opening Balance	2,311,367	2,311,367	2,311,367	
Amount Set Aside / Transfer to Reserve	382,000			
Amount Used / Transfer from Reserve				
	<u>2,693,367</u>	<u>2,311,367</u>	<u>2,311,367</u>	
(c) Travel and Conference Reserve				
Opening Balance	50,000	50,000	50,000	
Amount Set Aside / Transfer to Reserve				
Amount Used / Transfer from Reserve				
	<u>50,000</u>	<u>50,000</u>	<u>50,000</u>	
(d) Office Accommodation Reserve				
Opening Balance	250,000	250,000	250,000	
Amount Set Aside / Transfer to Reserve				
Amount Used / Transfer from Reserve				
	<u>250,000</u>	<u>250,000</u>	<u>250,000</u>	
(e) Property Insurance Reserve				
Opening Balance	500,000	500,000	500,000	
Amount Set Aside / Transfer to Reserve				
Amount Used / Transfer from Reserve				
	<u>500,000</u>	<u>500,000</u>	<u>500,000</u>	
(f) RRRC Restoration Reserve				
Opening Balance	1,000,000	1,000,000	1,000,000	
Amount Set Aside / Transfer to Reserve				
Amount Used / Transfer from Reserve				
	<u>1,000,000</u>	<u>1,000,000</u>	<u>1,000,000</u>	
TOTAL RESERVES (CASH BACKED)	<u>6,303,923</u>	<u>6,591,823</u>	<u>6,716,915</u>	<u>125,092</u>

SOUTHERN METROPOLITAN REGIONAL COUNCIL
FINANCIAL REPORTS FOR THE PERIOD ENDED
30 APRIL 2017

STATEMENT OF COMPREHENSIVE INCOME BY NATURE OR TYPE

	2016/17 Budget \$	2016/17 YTD Budget \$	2016/17 YTD Actual \$	2016/17 Variance \$
REVENUE				
Operating Grants, Subsidies and Contributions:				
Members	21,730,789	17,843,856	17,739,665	95,809
Others	186,200	169,370	189,550	20,180
Fees and Charges	7,141,117	5,565,877	5,457,873	(108,004)
Interest Earnings	101,000	84,330	169,642	85,312
Other Revenues	47,250	39,710	39,997	287
	<u>29,206,356</u>	<u>23,503,143</u>	<u>23,596,727</u>	<u>93,584</u>
EXPENSES				
Employee Costs	7,408,525	6,232,671	5,656,449	(576,222)
Materials and Contracts	18,080,853	12,779,626	13,167,399	387,773
Utility Charges	1,395,580	1,162,980	1,166,596	3,616
Depreciation on Non-current Assets	3,961,202	3,301,020	3,291,273	(9,747)
Interest Expenses	1,116,642	825,632	825,684	52
Insurance Expenses	1,256,400	1,047,020	1,041,044	(5,976)
	<u>33,219,202</u>	<u>25,348,949</u>	<u>25,148,446</u>	<u>(200,503)</u>
	<u>(4,012,846)</u>	<u>(1,845,806)</u>	<u>(1,551,718)</u>	<u>294,088</u>
Non Operating Grants, Subsidies and Contributions	-	-	-	-
Profit/ Loss on Asset Disposals	-	-	-	-
NET RESULT	(4,012,846)	(1,845,806)	(1,551,718)	294,088
Other Comprehensive Income				
Changes on revaluation of non-current assets	-	-	-	-
Total Other Comprehensive Income	-	-	-	-
TOTAL COMPREHENSIVE INCOME	<u>(4,012,846)</u>	<u>(1,845,806)</u>	<u>(1,551,718)</u>	<u>294,088</u>
NET CURRENT ASSETS				
	As at 30/06/17 Budget \$	As at 30/04/17 Budget \$	As at 30/04/17 Actual \$	2016/17 Variance \$
Current Assets				
Cash & Investments	8,770,762	11,026,708	12,925,079	1,898,371
Receivables	3,003,326	3,060,000	2,723,058	(336,942)
Accrued Income & Prepayments	280,000	280,000	216,597	(63,403)
GST Receivable	100,000	100,000	171,824	71,824
Loan Debtors	3,036,674	5,784,651	6,037,653	253,002
Stock on Hand	580,000	580,000	469,451	(110,549)
	<u>15,770,762</u>	<u>20,831,359</u>	<u>22,543,662</u>	<u>1,712,303</u>
Less Current Liabilities				
Creditors	2,600,000	2,965,000	3,125,917	160,917
Accrued Expenses	800,000	860,000	1,721,091	861,091
GST Payable	-	-	191,828	191,828
Income in Advance	-	-	-	-
Bonds & Retentions	400,000	480,000	502,265	22,265
Employee Provisions	960,000	830,000	766,643	(63,357)
Interest Bearing Liabilities (Loans)	3,036,674	5,784,651	6,037,653	253,002
	<u>7,796,674</u>	<u>10,919,651</u>	<u>12,345,397</u>	<u>1,425,746</u>
NET CURRENT ASSETS	<u>7,974,088</u>	<u>9,911,708</u>	<u>10,198,266</u>	<u>286,558</u>
Adjustments				
Less: Restricted Cash - Reserves	(6,303,923)	(6,591,823)	(6,716,915)	(125,092)
Add: Capex from Insurance Claims	234,530	234,530	234,530	-
Less: Proceeds on Sale of Assets	-	-	-	-
Less: Loss on Sale of Assets	-	-	-	-
Less: Contribution from City of Rockingham	-	-	-	-
Add: Decrease in Non-Current Provisions	(77,791)	(77,791)	(80,244)	(2,453)
CLOSING FUNDS	<u>1,826,904</u>	<u>3,476,624</u>	<u>3,635,637</u>	<u>159,013</u>

SOUTHERN METROPOLITAN REGIONAL COUNCIL
FINANCIAL REPORTS FOR THE PERIOD ENDED
30 APRIL 2017

STATEMENT OF FINANCIAL POSITION

	As at 30/06/17 Budget \$	As at 30/04/17 Budget \$	As at 30/04/17 Actual \$	2016/17 Variance \$
Current Assets				
Cash & Investments	8,770,762	11,026,708	12,925,079	1,898,371
Receivables	3,003,326	3,060,000	2,723,058	(336,942)
Accrued Income & Prepayments	280,000	280,000	216,597	(63,403)
GST Receivable	100,000	100,000	171,824	71,824
Loan Debtors	3,036,674	5,784,651	6,037,653	253,002
Stock on Hand	580,000	580,000	469,451	(110,549)
	<u>15,770,762</u>	<u>20,831,359</u>	<u>22,543,662</u>	<u>1,712,303</u>
Less Current Liabilities				
Creditors	2,600,000	2,965,000	3,125,917	160,917
Accrued Expenses	800,000	860,000	1,721,091	861,091
GST Payable	-	-	191,828	191,828
Income In Advance	-	-	-	-
Bonds & Retentions	400,000	480,000	502,265	22,265
Employee Provisions	960,000	830,000	766,643	(63,357)
Interest Bearing Liabilities (Loans)	3,036,674	5,784,651	6,037,653	253,002
	<u>7,796,674</u>	<u>10,919,651</u>	<u>12,345,397</u>	<u>1,425,746</u>
NET CURRENT ASSETS	<u>7,974,088</u>	<u>9,911,708</u>	<u>10,198,266</u>	<u>286,558 (A)</u>
Non-Current Assets				
Buildings	2,175,460	2,180,750	2,263,565	82,815
Information Technology	89,266	56,050	58,425	2,375
Office Furniture & Fittings	-	1,366	1,374	8
Plant & Equipment	12,149,418	12,528,960	12,533,106	4,146
Mobile Plant & Equipment	919,670	958,000	960,463	2,463
RRC Leasehold improvements	16,671,622	16,685,492	17,706,647	1,021,155
Capital Work-in-progress	-	-	22,992	22,992
Property, Plant and Equipment (Sub-total)	<u>32,005,436</u>	<u>32,410,618</u>	<u>33,546,571</u>	<u>1,135,953</u>
Loan Receivables	18,285,910	16,385,910	16,136,991	(248,919)
TOTAL NON-CURRENT ASSETS	<u>50,291,346</u>	<u>48,796,528</u>	<u>49,683,562</u>	<u>887,034 (B)</u>
Non-Current Liabilities				
Provisions	140,000	160,000	162,454	2,454
Borrowings	18,285,910	16,385,910	16,136,991	(248,919)
TOTAL NON-CURRENT LIABILITIES	<u>18,425,910</u>	<u>16,545,910</u>	<u>16,299,445</u>	<u>(246,465) (C)</u>
NET ASSETS	<u>39,839,524</u>	<u>42,162,326</u>	<u>43,582,382</u>	<u>1,420,056 (A+B-C)</u>
EQUITY	<u>39,839,524</u>	<u>42,162,326</u>	<u>43,582,382</u>	<u>1,420,056 (A+B-C)</u>

SOUTHERN METROPOLITAN REGIONAL COUNCIL
FINANCIAL REPORTS FOR THE PERIOD ENDED
30 APRIL 2017

STATEMENT OF CASH FLOWS

	2016/17 Budget \$	2016/17 YTD Budget \$	2016/17 YTD Actual \$	2016/17 Variance
Cash Flows From Operating Activities				
<u>Receipts</u>				
Operating Grants, Subsidies and Contributions	21,930,809	17,746,709	18,338,378	591,669
Fees and Charges	7,047,477	5,565,877	5,503,336	(62,541)
Interest Earnings	101,000	84,330	169,642	85,312
Goods and Services Tax	2,440,000	2,033,333	2,033,333	-
Other Revenues	47,250	39,710	39,997	287
	<u>31,566,536</u>	<u>25,469,960</u>	<u>26,084,687</u>	<u>614,727</u>
<u>Payments</u>				
Employee Costs	(7,300,995)	(6,195,989)	(5,721,127)	(474,862)
Materials and Contracts	(18,079,837)	(12,402,739)	(11,313,428)	(1,089,312)
Utility Charges	(1,395,580)	(1,162,980)	(1,166,596)	3,616
Interest Expenses	(1,116,642)	(825,632)	(825,684)	52
Insurance Expenses	(1,256,400)	(1,047,020)	(1,151,820)	104,800
Goods and Services Tax	(2,440,000)	(2,033,333)	(2,205,158)	171,824
	<u>(31,589,454)</u>	<u>(23,667,694)</u>	<u>(22,383,812)</u>	<u>(1,283,882)</u>
Net Cash Provided By (Used In) Operating Activities	(22,918)	1,802,266	3,700,874	1,898,608
Cash Flows from Investing Activities				
Payments for Purchase of IT Equipment	(80,000)	(43,000)	(43,138)	138
Payments for Purchase of Furniture & Equipment	-	-	-	-
Payments for Purchase of Plant and Equipment	(47,100)	(47,100)	(47,100)	-
Payments for Construction of RRRC Leasehold Improvements	(241,000)	(3,000)	(3,098)	98
Payments towards Capital Work-progress	-	-	-	-
Proceeds from Sale of Assets	-	-	-	-
Net Cash Provided By (Used In) Investing Activities	(368,100)	(93,100)	(93,337)	237
Cash Flows from Financing Activities				
Repayment of Loans	(3,657,319)	(2,808,086)	(2,805,258)	(2,828)
Contributions from Project Participants for loan repayments	2,742,063	2,048,592	2,045,764	(2,828)
Proceeds from New Loans	-	-	-	-
Net Cash Provided By (Used In) Financing Activities	(915,256)	(759,494)	(759,494)	0
Net Increase (Decrease) in Cash Held	(1,306,274)	949,672	2,848,043	1,898,372
Cash and Cash Equivalents at Beginning of period	10,077,036	10,077,036	10,077,036	0
Cash and Cash Equivalents at End of Period	8,770,762	11,026,708	12,925,079	1,898,372

EFT Payments made in May2017

EFT No	Date	Name	Description	Amount (\$)
EFT16629	01/05/2017	Access Hire Australia	Hire of 85 EWP - Boomlift	5,745.85
EFT16630	01/05/2017	Acco Airconditioning	Investigate leak at Booragoon on the 6/4/2017	165.00
EFT16631	01/05/2017	Advance Press	Business cards, 2 kinds - 500 of each	154.00
EFT16632	01/05/2017	Air Filter Dry Clean Systems WA	Filter Panel	374.22
EFT16633	01/05/2017	Allerding & Associates	New Laboratory Wash Down Facility	3,408.19
EFT16634	01/05/2017	Atom Supply	Spares	866.80
EFT16635	01/05/2017	Courier Australia	Courier services	27.50
EFT16636	01/05/2017	Dale Group	Installation of a Harness Point at the MRF	1,628.00
EFT16637			Cancelled Payment	
EFT16638	01/05/2017	Hare & Forbes Machinery House	Belt Linisher Sander	754.35
EFT16639	01/05/2017	Industrial People	Hire of relief staff	9,411.93
EFT16640	01/05/2017	Infra Red Services	Thermographic inspection of electrical distribution and mechanical services	2,656.10
EFT16641	01/05/2017	North West Waste Alliance Pty Ltd	Recycled Rebates for of pre-sorted materials	1,734.94
EFT16642	01/05/2017	Palmyra Plumbing and Gas	Supply and install dishwater in Kitchen	1,296.00
EFT16643	01/05/2017	Realisations Consultancy Pty Ltd	Staff training - coaching program	418.00
EFT16644	01/05/2017	St John Ambulance Australia	RRRC Site First Aid Stations stocks replenished	628.64
EFT16645	01/05/2017	Temptations Catering	Catering for WREN Meeting 06.04.2017	335.05
EFT16646	01/05/2017	The Odour Unit (WA) Pty Ltd	Bio-filter performance testing and reporting	16,566.00
EFT16647	01/05/2017	Vocam Worldwide Publishing	300 Safety TV Sessions for Inductions and general online training	4,394.50
EFT16648	01/05/2017	City of Canning	RRRC Land Lease 12/04/17 - 11/05/17	59,583.34
EFT16649	01/05/2017	Australian Bale Press Company	Chain Set - 8 Pitch - 265 links	89,711.60
EFT16650	01/05/2017	Analytical Reference Laboratory (WA) P/L	Compost Testing of AF batches	2,562.45
EFT16651	01/05/2017	Arbon Equipment Pty Ltd	Double Galvanised Force Roller Shutter	13,302.30
EFT16652	01/05/2017	Aust-Weigh Pty Ltd	Weighbridge repairs for fault found to scales on the incoming bridge	3,580.50
EFT16653	01/05/2017	BCJ Plastic Products	Poly Guard to GWF	1,048.30
EFT16654	01/05/2017	BSC Motion Technology	Gear Motor K	11,491.62
EFT16655	01/05/2017	Beaurepaires	Tyre for Earthmover 20.5R25 - New	10,560.00
EFT16656	01/05/2017	Berendsen Fluid Power Pty Ltd	Strip & Assess Pneumatic Air/Oil Pumps	1,273.73
EFT16657	01/05/2017	Blackwoods Atkins	Shadecloth 90% Green 1.8x 30m	8,862.10
EFT16658	01/05/2017	CTI Risk Management	Security services	398.97
EFT16659	01/05/2017	Ditch Witch Australia	Mustang PLC Operator Unit Digsys	7,154.69
EFT16660	01/05/2017	A2B Electrical	Dismantle and Assess x Reject Sanki Roller Motors	561.00
EFT16661	01/05/2017	All Rubber TMH Pty Ltd	Safe T Drift STD-P Belt Alignment Switch	24,578.13
EFT16662	01/05/2017	Applied Industrial Technologies Pty Ltd	Digester Oil Conditioning Mobile Filter Pump Modified	6,072.00
EFT16663	01/05/2017	CPR Electrical Services	Service and Callout for Maintenance	6,647.98
EFT16664	01/05/2017	Cleandustrial Services Pty Ltd	Provide cleaning services for RRRC facilities	5,863.00
EFT16665	01/05/2017	Concept Wire Industries	Bailing Wire (Excel Bailer) 12-GA Galvanised Extra Hi-Tensile Wire 2.71mm	6,834.43
EFT16666	01/05/2017	Fuji Xerox	Photocopier Lease	1,238.56
EFT16667	01/05/2017	Fusion Piping Pty Ltd	Galvanised Backing Ring for Socket Fusion	1,402.81
EFT16668	01/05/2017	Industrial Power Tool Services	Hitactchi 18V Hammer Drill 6.0ah B/Less	577.50
EFT16669	01/05/2017	Industrial Protective Products (WA)	Hexarmor Sharpmaster HV gloves for MRF Staff	1,472.61
EFT16670	01/05/2017	KAE Kenwick Auto Electrics	Replace Headlight Globes, Clearance Lights & Repair Rear Harness	501.05
EFT16671	01/05/2017	Kapp Engineering Pty Ltd	Monthly Plant Control System & Support & Maintenance Agreement	550.00
EFT16672	01/05/2017	Kennards Hire Pty Ltd	Generator 20KVA, Distribution Board 3 Phase with Lead - 1 Week Hire	2,799.50
EFT16673	01/05/2017	Lighthouse Locksmiths	Small padlocks for Digester guard keys	855.62
EFT16674	01/05/2017	Marketforce Productions	Employment SEEK Advertising	335.08
EFT16675	01/05/2017	Bosch Rexroth Pty Ltd	Repair Hydraulic Motor Hagglund MB 800	52,022.30
EFT16676	01/05/2017	DLA Piper Australia	Legal advice regarding WCF contract dispute	3,875.30
EFT16677	01/05/2017	Fox Refrigeration and Air-Conditioning	Breakdown on server room air-con	1,762.20
EFT16678	01/05/2017	GA Hydraulics Pty Ltd T/A Pirtek Canning Vale	Repair of FEL009, Hose Assy & Seals	1,236.08
EFT16679	01/05/2017	Network-IT(WA) PTY LTD	Install AutoCAD LT 2017 Subscription on 7 PC's	697.00
EFT16680	01/05/2017	Perth Scale & Slicer Service	Calibration of two lab Scales	275.00
EFT16681	01/05/2017	ProMicro Pty Ltd	Testing Compost for Coloforms and Salmonella	125.40
EFT16682	01/05/2017	RS Components Pty Ltd	Red Lion Frequency Signal Conditioner	420.78
EFT16683			Cancelled Payment	
EFT16684	01/05/2017	Gecko Contracting Turf and Landscape	Maintain Grass & Weeds at the RRRC - Weekly, March 2017	3,850.00
EFT16685	01/05/2017	MM Electrical Merchandising	Powerflex Ethernet Adaptor	2,260.79
EFT16686	01/05/2017	Corrotek Consultants Pty Ltd	Inspection of Digester 2 lining and perform pull-off adhesion testing etc.	26,730.77
EFT16687	01/05/2017	L&H GROUP PTY LTD	Hand Pump with Druck Pressure Gauge	4,763.22
EFT16688	01/05/2017	Linear Hydraulic Services Pty Ltd	Cylinder Hydraulic 4 x 6" Compactor"	5,736.29
EFT16689	01/05/2017	Motiontech Hydraulic Services	WCF Loaders Hydraulic Hose Repairs	2,807.18
EFT16690	01/05/2017	Onsite Rental Group Operations Pty Ltd	Hire of Mobile Plant	2,454.10
EFT16691	01/05/2017	OzAir	Supply and Installation of Boge Compressor Heat Exchanger	5,999.40
EFT16692	01/05/2017	Pearl Fruiters Pty Ltd	Staff amenities	98.65
EFT16693	01/05/2017	SAI Global Limited	Annual Registration HSM40556:22/06/2017-22/06/2018	2,964.50
EFT16694	01/05/2017	Sonic Health Plus	Supply pre-employment medical for MRF Staff	302.50
EFT16695	01/05/2017	Southern Cross Cleaning Services	Cleaning services Aldous Place- March 2017	838.75
EFT16696	01/05/2017	Statewide Bearings	Bearing UC207	149.34
EFT16697	01/05/2017	THA Minprovis Pty Ltd	Digester #3 thrust roller repair/alignment	5,705.04
EFT16698	01/05/2017	WA Fasteners Pty Ltd	Door Signs	1,872.75
EFT16699	01/05/2017	Effect Engineering Projects Pty Ltd	Fabricate & Supply Two part Screener to replace existing Rotex	37,763.00
EFT16700	01/05/2017	OfficeMax	Office stationery and supplied	1,888.03
EFT16701	01/05/2017	System Maintenance	Repair & Installation of MRF Fire Pumpssets & Water Storage	9,324.10
EFT16702	01/05/2017	Totally Workwear Canning Vale	Staff safety gear and Steel Blue steel cap safety boots	3,876.60
EFT16703	01/05/2017	Toyota Material Handling WA Pty Ltd	Mobile Plant - Lease	2,644.44
EFT16704	01/05/2017	Wilka Australia KD Instruments	Transmitter RTD Temperature Probe with Wireless Data Transmission 902930/10-	5,211.80
EFT16705	01/05/2017	Nutrarch Pty Ltd	Purchase & Removal of Compost	56,917.58
EFT16706	01/05/2017	CJD Equipment Pty Ltd	Volvo Loader Filters	392.54
EFT16707	01/05/2017	SMC Pneumatics (Australia) Pty Ltd	Cylinder air Digester discharge door	10,622.79
EFT16708	01/05/2017	Source Separation Systems Pty Ltd	56 x Kitchen Caddies 62 x Rolls of compostable caddy liners	751.06
EFT16709	01/05/2017	Western Resource Recovery P/L	HVVL Tanker to pump out S1 Storm Water Drains	9,784.50
EFT16710	01/05/2017	Western Tree Recyclers	Grinding of oversize greenwaste per tonne	5,929.00
EFT16711	01/05/2017	Perth Bin Hire	Recovery & Disposal of Glass	67,136.75
EFT16712	01/05/2017	Perth Bin Hire	Transport of Residual Wastes	66,663.06
EFT16713	01/05/2017	City of Rockingham	Disposal of WCF Residual waste to Landfill from 16/02/2017-28/02/2017	263,157.00
EFT16714	01/05/2017	City of Rockingham	Disposal of WCF Residual waste to Landfill from 01/03/2017-15/03/2017	223,656.78
EFT16715	01/05/2017	Polyurea WA	Products delivered on site - 07/03/17 - 27/03/17	165,013.85
EFT16716 - EFT16723			Please see April 2017 report	
EFT16724	01/05/2017	Effect Engineering Projects Pty Ltd	Repair/ Modify Wear Plates and Cracks in Digester 1	138,289.80
EFT16725	03/05/2017	SMRC Net Payroll Clearing Creditor	Payroll FE 30/04/17	186,741.38
EFT16726	05/05/2017	Hays Specialist Recruitment (Australia) Pty Ltd	Hire of relief staff	11,933.64
EFT16727	05/05/2017	Programmed Integrated Workforce	Hire of relief staff	12,441.78
EFT16728			Please see April 2017 report	
EFT16729	08/05/2017	Telstra	Telephone charges	1,353.15
EFT16730	08/05/2017	Australian Taxation Office (ATO)	Payroll deductions	73,664.00
EFT16731	09/05/2017	Water Corporation	Water charges	6,259.35
EFT16732	09/05/2017	ClickSuper Pty Ltd	Super for Payroll FE 02/04/17	78,247.58

EFT No	Date	Name	Description	Amount (\$)
EFT16733	10/05/2017	Alinta Energy Assist	Electricity charges	713.54
EFT16734	10/05/2017	Bauer Media trading as Bounty	Nappy in right bin promotion - Leaflets in Bounty New Mother Bags	883.25
EFT16735	10/05/2017	Beaurepairs	Mobile Plant Services	1,319.80
EFT16736	10/05/2017	Bunnings Group Limited	Garden Supplies/Weed killer/Marker dye	85.50
EFT16737	10/05/2017	Coates Hire Operations Pty Ltd	Hire of Forklift 3.5t Diesel - 31/03/2017-30/04/2017	1,776.23
EFT16738	10/05/2017	Courier Australia	Courier services	89.34
EFT16739	10/05/2017	EVA Environmental*	Audit of data on MVP and MVP CFI for July to Dec 2016	1,430.00
EFT16740	10/05/2017	Fox Refrigeration and Air-Conditioning	Supply Install Difuser & Return Air-Grill Materials	536.80
EFT16741	10/05/2017	GA Hydraulics Pty Ltd T/A Pirtek Canning Vale	Repair Hoses for WCF Mustang Reject Conveyor	1,379.94
EFT16742	10/05/2017	Hare & Forbes Machinery House	Industrial Backing Panel - Bench Mount	2,632.50
EFT16743	10/05/2017	Insight Call Centre Services	Community Feedback hotline answering services for May 2017	171.00
EFT16744	10/05/2017	KAE Kenwick Auto Electrics	Call out for a Breakdown on the Hook Truck regarding Dash Lighting	222.75
EFT16745	10/05/2017	Network-IT(WA) PTY LTD	IT Support - Network Administrator work 02/03/2017	75.00
EFT16746	10/05/2017	OSH Group	Standard assessment and report	1,720.84
EFT16747	10/05/2017	Ohura Consulting	HR Consulting April 2017	866.25
EFT16748	10/05/2017	Pearl Fruitlers Pty Ltd	Staff amenities	259.50
EFT16749	10/05/2017	Perth Bin Hire	Transport of Compactor Waste	17,236.37
EFT16750	10/05/2017	RSM Australia Pty Ltd	Professional fees -Preparation of Amended Business RRRC Business Plan	22,671.00
EFT16751	10/05/2017	Realisations Consultancy Pty Ltd	Staff Training - coaching program	418.00
EFT16752	10/05/2017	Super Sweep	Sweeping services of RRRC	4,233.63
EFT16753	10/05/2017	Tema Services Pty Ltd	Staff Uniform Laundering Shirts & Trousers for March 2017	1,956.13
EFT16754	10/05/2017	Wilson Security	Security services	910.55
EFT16755	10/05/2017	Wren Oil	Admin & Compliance Fees for collect waste oil	16.50
EFT16756	10/05/2017	All Rubber TMH Pty Ltd	Labour and Fitting of C6 Belt	5,831.63
EFT16757	10/05/2017	BMT WBM Pty Ltd	SMRC Digester Shell Thinning.Professional services	10,726.76
EFT16758	10/05/2017	Bulk Fuel Australia	Supply & Delivery of diesel fuel for on-site tank	15,868.77
EFT16759	10/05/2017	Corrotek Consultants Pty Ltd	Digester coating works	15,404.40
EFT16760	10/05/2017	Industrial People	Hire of relief staff	3,907.64
EFT16761	10/05/2017	Industrial Protective Products (WA)	Hexarmor Sharpmaster HV gloves for MRF Staff	3,035.03
EFT16762	10/05/2017	Palmyra Plumbing and Gas	Investigate water leak and replace water service to bypass water pipe	4,429.11
EFT16763	10/05/2017	T&C Couriers	Courier Services	212.80
EFT16764	10/05/2017	Totally Workwear Canning Vale	Staff Safety Boots	131.94
EFT16765	11/05/2017	Polyurea WA	Polyurea works	30,567.04
EFT16766	11/05/2017	Remote Civils Australia Pty Ltd	Repair Tour Path	38,256.91
EFT16767	11/05/2017	Polyurea WA	Polyurea works	85,005.62
EFT16768	11/05/2017	FCF Fire and Electrical - WA South	Fire Hose Reels Relocations WCF	6,635.97
EFT16769	11/05/2017	H. Migas and Sons Earthworks	Loading Ramp	33,327.25
EFT16770	11/05/2017	Alinta Energy Assist	Electricity charges	118,715.20
EFT16771	17/05/2017	SMRC Net Payroll Clearing Creditor	Payroll FE 14/05/17	150,341.74
EFT16772			Cancelled Payment	
EFT16773	17/05/2017	Canning Vale Carpet Court	Carpet works at RRRC	4,507.00
EFT16774	18/05/2017	Australian Taxation Office (ATO)	GST payable for April 2017	15,332.00
EFT16775	18/05/2017	Cr Cameron Schuster	Councillor Fees - May 2017	2,003.75
EFT16776	18/05/2017	Cr Doug Thompson	Councillor Fees - May 2017	1,576.67
EFT16777	18/05/2017	Cr Kevin Allen	Councillor Fees - May 2017	1,162.92
EFT16778	18/05/2017	Cr Michael McPhail	Councillor Fees - May 2017	1,162.92
EFT16779	18/05/2017	Cr Wendy Cooper	Councillor Fees - May 2017	1,162.92
EFT16780	18/05/2017	CJD Equipment Pty Ltd	Mobile Plant Services	45,499.68
EFT16781	19/05/2017	BCJ Plastic Products	Polycarbonate Screen for Turner	1,054.90
EFT16782			Cancelled Payment	
EFT16783	01/05/2017	Exetel	Business Grade Internet Services 2 x Booragoon and RRRC	1,550.00
EFT16784	16/05/2017	SG Fleet Australia Pty Limited	Lease payments for Volvo	6,149.36
EFT16785	18/05/2017	Easifleet Management	Motor Vehicle Lease Rental	771.09
EFT16786	19/05/2017	Coates Hire Operations Pty Ltd	Hire of HDA 2500Kg Forklift	1,460.35
EFT16787	22/05/2017	Australian Taxation Office (ATO)	Payroll deductions	51,957.00
EFT16788			Cancelled Payment	
EFT16789	24/05/2017	Eco Friendly Floorboards	50 % Deposit for Supply and Install vinyl commercial to office area upstairs,	5,044.50
EFT16790	25/05/2017	SMRC Net Payroll Clearing Creditor	Payroll ending 15/05/17	535.30
EFT16791	23/05/2017	Custom Service Leasing Ltd	Monthly Lease Payment	3,895.35
EFT16792	05/05/2017	Easifleet Management	Motor Vehicle Lease	771.09
EFT16793	15/05/2017	The West Australian	Delivery of The West Australian	43.56
EFT16794	22/05/2017	Fuji Xerox	Photocopier Lease	1,159.40
EFT16795	26/05/2017	Telstra	Telephone charges	1,215.78
EFT16796	22/05/2017	ClickSuper Pty Ltd	Fee for processing monthly superannuation	22.00
EFT16797	31/05/2017	SMRC Net Payroll Clearing Creditor	Payroll	153,546.74
DD8848.1	29/05/2017	Hertz Australia Pty Ltd	Bus charter to local Albury sites	450.00
DD8848.2	29/05/2017	Microsoft	Software Monthly Licence 02/03/17 - 01/04/17	2,089.57
DD8848.3	29/05/2017	Hostaway	Access from 02/05/17 - 02/05/18	278.00
DD8848.4	29/05/2017	Adobe Systems	Software Monthly Licence	84.54
DD8848.5	29/05/2017	VentralP Australia	Website Hosting	434.35
DD8848.6	29/05/2017	Woolworths	Other office expenses - Aaron on leave	34.51
DD8848.7	29/05/2017	Leeming IGA	Milk	3.90
DD8848.8	29/05/2017	Office Works	A3 Brushed Silver	139.98
DD8848.9	29/05/2017	Wizard Pharmacy	Band-aids & medical dressings for first aid box refill	13.24
DD8848.10	29/05/2017	HOME Applecross	Dome Kalamunda Tour food/drink	20.10
DD8848.11	29/05/2017	Coles Supermarkets Australia	Milk for tea room	99.46
DD8848.12	29/05/2017	JB HI-FI GROUP PTY LTD	Delonghi cleaner	29.00
DD8848.13	29/05/2017	KMART	Fan heater	20.00
DD8848.14	29/05/2017	Australia Post	Postage	15.00
DD8848.15	29/05/2017	Canning Vale Auto Parts	Other office expenses	3.49
DD8848.16	29/05/2017	JHSM PTY LTD BALDIVIS	Other office expenses	418.00
DD8848.17	29/05/2017	Big W	Other office expenses	4.99
DD8848.18	29/05/2017	Blend Cafe and Pizza Melville	Tour drink/food	15.50
DD8848.19	29/05/2017	Subway Catering	Other office expenses	114.00
DD8848.20	29/05/2017	Mammoth Equipment & Exhausts Pty Ltd	Silicone hose for turner	265.31
DD8848.21	29/05/2017	Premier Workplace Solutions	Class 2 white reflective tape	87.12
DD8848.22	29/05/2017	MM Electrical Merchandising	Electrical spares	219.10
DD8848.23	29/05/2017	Measurement Rentals	MRF Audit - assist engineering student	856.58
DD8848.24	29/05/2017	Market City Cafe	Staff Farewell	116.00
DD8848.25	29/05/2017	Bunnings Group Limited	Consumables	1,526.45
DD8848.26	29/05/2017	Air Filter Dry Clean Systems WA	Mobile plant filter cleaning	27.94
DD8848.27	29/05/2017	Amazon.com	Camera tripod stand	31.66
DD8848.28	29/05/2017	Pallet West Bibra Lake	20 Pallets	187.00
DD8848.29	29/05/2017	Newslink Perth Qantas	Other Office Expenses	6.06
DD8848.30	29/05/2017	Sydney Charter Bus Pty Ltd	Bus Charter	906.12
DD8848.31	29/05/2017	Virginia Nursery	Food & Drink	216.00
DD8848.32	29/05/2017	The Strathmore (DRS Hotels Pty Ltd)	Drinks	88.00
DD8848.33	29/05/2017	UBER	Uber fare	76.10
DD8848.34	29/05/2017	Ibis Hotels - Adelaide	Accommodation - FOGO	43.05

EFT No	Date	Name	Description	Amount (\$)
DD8848.35	29/05/2017	Delaware North Retail Services	Drinks	63.00
DD8848.36	29/05/2017	Q Manhattan's	Food & Drinks	250.00
DD8848.37	29/05/2017	Airport Retail Enterprises Pty Ltd	Food & Drinks	132.50
DD8848.38	29/05/2017	Cabcharge Australia Pty Ltd	Taxi fare	34.13
DD8848.39	29/05/2017	Stamford Plaza Sydney Airport	Accommodation - FOGO	790.00
DD8848.40	29/05/2017	Awards Australia Pty Ltd	Gala Presentation Ticket	120.00
DD8848.41	29/05/2017	Town of Cambridge	Parking	5.20
DD8848.42	29/05/2017	VISA	Annual Card Fees	176.00
DD8848.43	29/05/2017	City of Perth	Parking for Meeting with RSM	13.33
			TOTAL EFT	2,783,126.63
			TOTAL	2,783,126.63